



SEIKO

QUARTZ

Cal. 9723A

PARTS LIST

Cal. 9723A



131 085



231 029



☆ 241 051



261 006



☆ 270 023



☆ 271 044



282 017



354 055



383 046



384 017



389 010



☆ 397 026



☆ 470 150



495 003



556 012



560 004



701 007



719 003



☆ 801 077



802 019



808 025




810 011



817 014



868 011



☆ 884 105



963 007



4001 123



4002 010



4146 007



4219 012



4239 018



4242 075



4270 024



4453 004



011 542



☆ Maxell SR1130SW

012 153	012 154	012 160	012 450	012 713	013 975	017 133	017 134	017 135
017 136	017 137	017 138	017 139	017 141	017 142			2/1

Cal. 9723A

Characteristics

Casing diameter : ϕ 26.0mm
 Maximum height : 3.3mm without battery
 Jewels : 2j
 Frequency of quartz crystal oscillator : 32,768 Hz (Hz = Hertz Cycles per second)
 Driving system : Step motor system (2 poles)
 Regulation system : Trimmer condenser
 Second setting device
 Calendar (Day & Date)
 Instant setting device for day and date calendar
 Bilingual change-over system for day of the week
 Battery life indicator : Second hand moves in two-second interval.

PART NO.	PART NAME	PART NO.	PART NAME
131 085	Third wheel bridge	012 450	Circuit block screw
231 029	Third wheel & pinion	012 713	Date dial guard (with day corrector) screw
☆241 051	Fourth wheel & pinion (4.91mm)	013 975	Eccentric dial pin
☆241 052	Fourth wheel & pinion (5.11mm)	017 133	Tube for third wheel bridge screw A
261 006	Minute wheel	017 134	Tube for third wheel bridge screw B
☆270 023	Center minute wheel with cannon pinion (2.74mm)	017 135	Tube for coil block A
☆270 024	Center minute wheel with cannon pinion (2.94mm)	017 136	Tube for coil block B
☆271 044	Hour wheel (1.77mm, gold)	017 137	Tube for circuit block
☆271 045	Hour wheel (1.92mm, silver)	017 138	Tube for yoke (Tube for clutch lever)
282 017	Clutch wheel	017 139	Tube for setting lever axle spring screw
354 055	Winding stem	017 139	Tube for date dial guard screw
383 046	Setting lever	017 141	Guide tube for day corrector A
384 017	Yoke (Clutch lever)	017 142	Guide tube for day corrector B
389 010	Setting lever axle spring		
☆397 026	Lever for unlocking stem	☆Maxell SR1130SW	Silver oxide battery
☆470 150	Day star with dial disk	☆SEIKO SR1130SW	
495 003	Spacer for third wheel bridge	☆SEIKO SB-AU	
556 012	Date finger		
560 004	Friction spring for fourth wheel & pinion		
701 007	Fifth wheel & pinion		
719 003	Day corrector		
☆801 077	Date dial		
802 019	Date driving wheel		
808 025	Date dial guard (with day corrector)		
810 011	Date jumper		
817 014	Intermediate date wheel		
868 011	Day finger		
☆884 105	Holding ring for dial		
963 007	Snap for day star with dial disk		
4001 123	Circuit block		
4002 010	Coil block		
4146 007	Step rotor		
4219 012	Insulator for battery connection		
4239 018	Rotor stator		
4242 075	Plus terminal of battery connection		
4270 024	Battery connection		
4453 004	Spacer for connector		
011 542	Upper hole jewel for step rotor		
011 542	Lower hole jewel for step rotor		
012 153	Day finger screw		
012 154	Date jumper screw		
012 160	Third wheel bridge screw		
012 160	Coil block screw		
012 160	Setting lever axle spring screw		

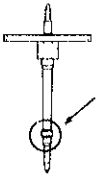


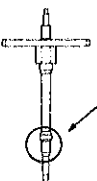
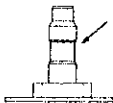

☆ ⇨ Please see remarks on the reverse page.
 Part numbers in light letters are not shown in photos.

Cal. 9723A

Remarks :

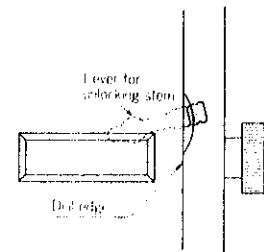
Fourth wheel & pinion, Center minute wheel with cannon pinion, Hour wheel.
There are two different types as specified below.

Combination :

Type	Fourth wheel & pinion	Center minute wheel with cannon pinion	Hour wheel
a			Gold 
	☆241 051	☆270 023	☆271 044
b			Silver 
	☆241 052	☆270 024	☆271 045

Lever for unlocking stem

☆397 026.....The size of a lever for unlocking stem is determined based on the design of cases. When adjusting the length of the lever for unlocking stem by cutting its tail, be sure that the tail partly comes out of the brim of the dial as shown in the illustration. If the tail is hidden from view by the dial, it will be difficult to disassemble the winding stem.



Day star with dial disk

☆470 150(English ↔ Spanish, black figures on white background).....
Used when both the crown and the calendar frame are located at **3** o'clock position.
If any other type of day star with dial disk is required, specify the number printed on the disk.

Date dial

☆801 077(Black figures on white background).....Used when both the crown and the calendar frame are located at **3** o'clock position.

If any other type of date dial is required, specify ① Cal. No. ② Jewels ③ The crown position
④ The calendar frame position and ⑤ Dial No.

Holding ring for dial

☆884 105.....The type of holding ring for dial is determined based on the design of cases and dials.

If the shape of holding ring for dial is different from the photograph, check the case number and refer to "SEIKO Quartz Casing Parts List" to choose a corresponding holding ring for dial.

Battery

☆Maxell SR1130SW }
☆SEIKO SR1130SW }.....The applied battery for this calibre might be added the substitutive in the future.
☆SEIKO SB-AU }
In that case, please refer to separate "BATTERIES FOR SEIKO QUARTZ WATCHES".