


SEIKO

QUARTZ

Cal. 7122A

PARTS LIST

Cal. 7122A



131 082



231 029



☆241 051



261 006



☆270 023



☆271 044



282 018



354 055



383 046



384 017



389 010



☆397 026



495 003



550 001




556 012



560 004



701 007



☆801 080



802 019




808 026



810 011



817 014



☆884 095



4001 112



4002 010



4146 007



4219 012



4239 018



4242 075



4270 024



011 542

☆MaxellSR1130SW



012 152



012 153



012 154



012 713



013 975



017 133



017 134



017 135



017 136



017 137



017 138



017 139



017 141



017 142

3/4

Cal. 7122A

Characteristics

Casing diameter : ϕ 26.0 mm
 Maximum height : 3.3 mm without battery
 Jewels : 2 j
 Frequency of quartz crystal oscillator : 32,768 Hz (Hz=Hertz Cycles per second)
 Driving system : Step motor system (2 poles)
 Regulation system : Trimmer condenser
 Second setting device
 Calendar (Date)
 Instant setting device for date calendar
 Battery life indicator : Second hand moves in two-second interval

PART NO.	PART NAME	PART NO.	PART NAME
131 082	Third wheel bridge	017 133	Tube for third wheel bridge screw A
231 029	Third wheel & pinion	017 134	Tube for third wheel bridge screw B
☆241 051	Fourth wheel & pinion (4.91 mm)	017 135	Tube for coil block A
☆241 052	Fourth wheel & pinion (5.11 mm)	017 136	Tube for coil block B
261 006	Minute wheel	017 137	Tube for circuit block
☆270 023	Center minute wheel with cannon pinion (2.74 mm)	017 138	Tube for yoke (Tube for clutch lever)
☆270 024	Center minute wheel with cannon pinion (2.94 mm)	017 139	Tube for setting lever axle spring screw
☆271 044	Hour wheel (1.77 mm, gold)	017 139	Tube for date dial guard screw C
☆271 045	Hour wheel (1.92 mm, silver)	017 141	Tube for date dial guard screw A
282 018	Clutch wheel	017 142	Tube for date dial guard screw B
354 055	Winding stem	☆Maxell SR1130SW	Silver oxide battery
383 046	Setting lever	☆SEIKO SR1130SW	
384 017	Yoke (Clutch lever)	☆SEIKO SB-AJ	
389 010	Setting lever axle spring		
☆397 026	Lever for unlocking stem		
495 003	Spacer for third wheel bridge		
550 001	Date finger washer		
556 012	Date finger		
560 004	Friction spring for fourth wheel & pinion		
701 007	Fifth wheel & pinion		
☆801 080	Date dial		
☆801 098			
802 019	Date driving wheel		
808 026	Date dial guard		
810 011	Date jumper		
817 014	Intermediate date wheel		
☆884 095	Holding ring for dial		
4001 112	Circuit block		
4002 010	Coil block		
4146 007	Step rotor		
4219 012	Insulator for battery connection		
4239 018	Rotor stator		
4242 075	Plus terminal of battery connection		
4270 024	Battery connection		
011 542	Upper hole jewel for step rotor		
011 542	Lower hole jewel for step rotor		
012 152	Third wheel bridge screw		
012 152	Circuit block screw		
012 152	Coil block screw		
012 152	Setting lever axle spring screw		
012 153	Day finger screw		
012 154	Date jumper screw		
012 713	Date dial guard screw		
013 975	Eccentric dial pin		

☆⇨ Please see remarks on the reverse page.
 Part numbers in light letters are not shown in photos.

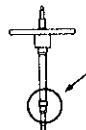
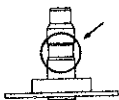

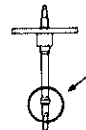
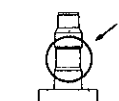

Cal. 7122A

Remarks :

Fourth wheel & pinion, Center minute wheel with cannon pinion, Hour wheel

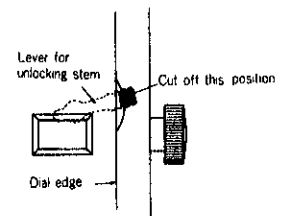
There are two different types as specified below.

Combination:

Type	Fourth wheel & pinion	Center minute wheel with cannon pinion	Hour wheel
a	 ☆241 051	 ☆270 023	(Gold)  ☆271 044
b	 ☆241 052	 ☆270 024	(Silver)  ☆271 045

Lever for unlocking stem

☆397 026.....The size of a lever for unlocking stem is determined based on the design of cases. When adjusting the length of the lever for the design of cases. When adjusting the length of the lever for cutting its tail, be sure that the tail partly comes out of the brim of the dial as shown in the illustration. If the tail is hidden from view by the dial, it will be difficult to disassemble the winding stem.



Date dial

☆801 080 (Black figures on white background) } Used when both the crown and the calendar frame
 ☆801 098 (White figures on black background) } are located at 3 o'clock position.

If any other type of date dial is required, specify ① Cal. No. ② Jewels ③ The crown position
 ④ The calendar frame position and ⑤ Dial No.

Holding ring for dial

☆884 095.....The type of holding ring for dial is determined based on the design of cases and dials.
 If the shape of holding ring for dial is different from the photograph, check the case number and refer to "SEIKO Quartz Casing Parts List" to choose a corresponding holding ring for dial.

Battery

☆Maxell SR1130SW } The applied battery for this calibre might be added the substitutive in the future.
 ☆SEIKO SR1130SW } In that case, please refer to separate "BATTERIES FOR SEIKO QUARTZ
 ☆SEIKO SB-AU } WATCHES."