


PARTS CATALOGUE/ TECHNICAL GUIDE

Cal. 5P30A
Cal. 5P31A
Cal. 5P32A
Cal. 5P39A

[SPECIFICATIONS]

Cal. No.		5P30A	5P31A	5P32A	5P39A
Item					
Movement		 <p style="text-align: right;">(x 1.5)</p> <p style="text-align: center;">*The illustrations refer to Cal. 5P32A</p>			
Movement size	Outside diameter	ϕ 24.0 mm 19.0 mm between 3 o'clock and 9 o'clock sides 22.0 mm between 6 o'clock and 12 o'clock sides			
	Casing diameter	ϕ 23.3 mm 19.0 mm between 3 o'clock and 9 o'clock sides 21.0 mm between 6 o'clock and 12 o'clock sides			
	Height	2.2 mm		2.6 mm	
Time indication		2 hands	3 hands	2 hands	
Driving system		Step motor (Load compensated driving pulse type)			
Additional mechanism		—		Date calendar	
		—		Instant date setting device	
		Train wheel setting device			
		Electronic circuit reset switch			
		—		Battery life indicator	
Loss/gain		Monthly rate at normal temperature range: less than 15 seconds			
Regulation system		Nil			
Measuring gate by quartz tester		Use 10-second gate.			
Battery		SEIKO SR920SW, Maxell SR920SW, SONY EVEREADY 371 Battery life is approximately 5 years. Voltage: 1.55V			
Jewels		3 jewels			

HATTORI SEIKO CO., LTD.

PARTS CATALOGUE

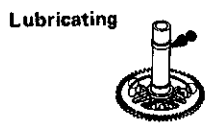
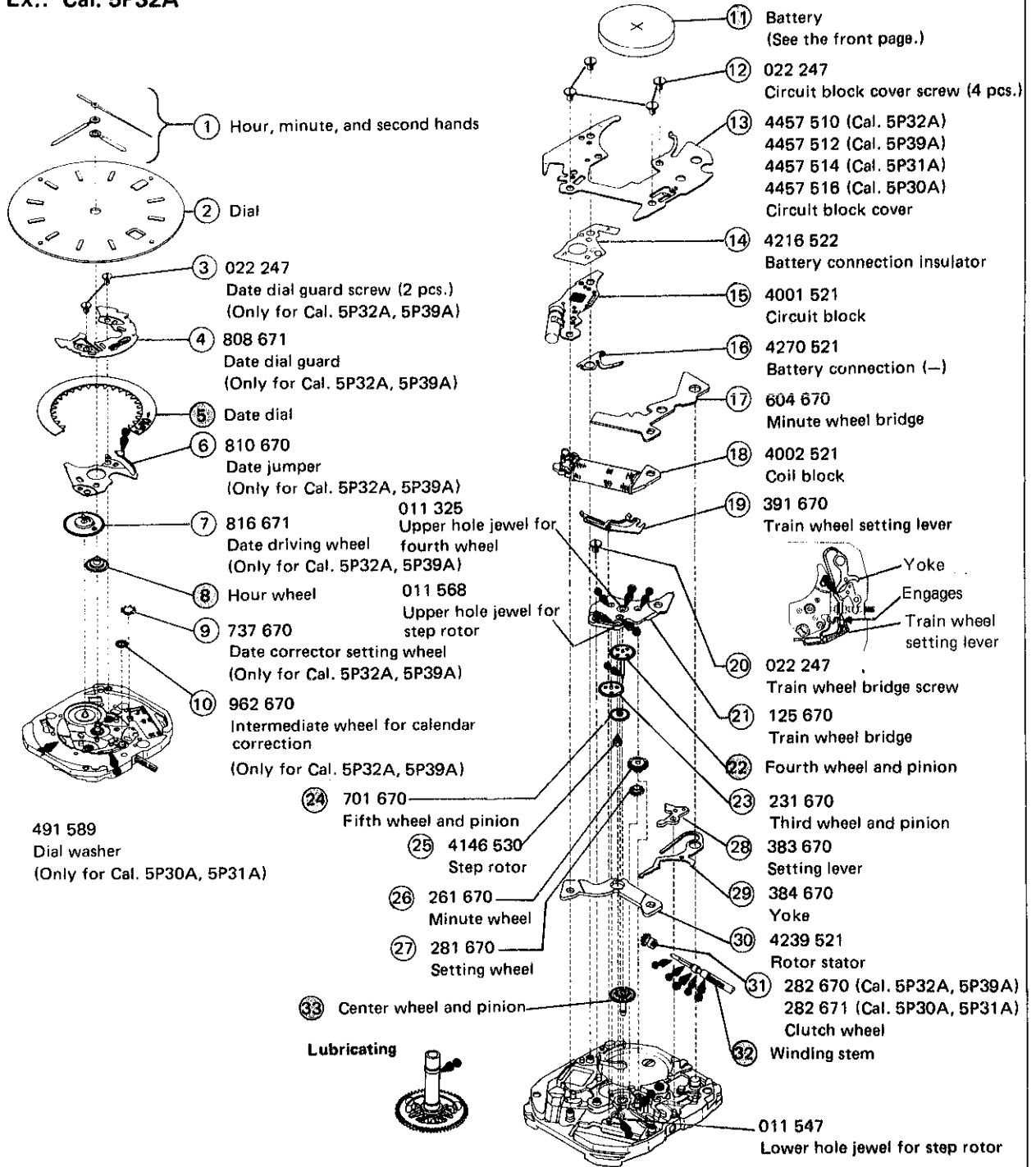
Cal. 5P30A, 5P31A, 5P32A, 5P39A

Disassembling procedures Figs. : ① → ③③
 Reassembling procedures Figs. : ③③ → ①

Lubricating: Types of oil

○ Moebius A ○ Normal quantity
 ● SEIKO Watch Oil S-6

Ex.: Cal. 5P32A



⊙ ⇨ Please see the remarks on the following pages.

PARTS CATALOGUE

Cal. 5P30A, 5P31A, 5P32A, 5P39A

Remarks:

⑤ Date dial (Cal. 5P32A, 5P39A)

Part code	Position of crown & calendar	Color of figure	Color of background
801 724	3 o'clock	Black	White
801 726	3 o'clock	White	Black

If any other type of date dial is required, specify ① Cal. No., ② the crown position, ③ the calendar frame position, and ④ Dial No.

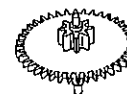
②④ Fifth wheel and pinion 701 670

The fifth wheel and pinion is available in two types: one with a hole and the other without a hole. They can be used interchangeably.

[with hole]



[without hole]



③② Winding stem

Cal. No.	Part code of winding stem		
	351 105	351 670	351 671
5P30A, 5P31A	○	○	○
5P32A, 5P39A	○	○	—

The type of winding stem is determined based on the design of cases.

Refer to "SEIKO Casing Parts Catalogue" to choose a corresponding winding stem.

⑧ Hour wheel, ②② Fourth wheel and pinion, and ③③ Center wheel and pinion

Combination:









Cal. 5P30A

Type	Center wheel and pinion	Fourth wheel and pinion	Hour wheel	Main plate (Center part)
a	 221 675	 241 675	 271 675	
b	 221 674	 241 679	 271 673	
c	 221 671	 241 677	 271 674	



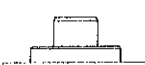





PARTS CATALOGUE

Cal. 5P30A, 5P31A, 5P32A, 5P39A









Cal. 5P31A

Type	Center wheel and pinion	Fourth wheel and pinion	Hour wheel	Main plate (Center part)
a	 221 673	 241 673	 271 673	
b	 221 671	 241 671	 271 674	

Cal. 5P32A

Type	Center wheel and pinion	Fourth wheel and pinion	Hour wheel	Main plate (Center part)
a	 221 671	 241 671	 271 671	
b	 221 672	 241 676	 271 676	

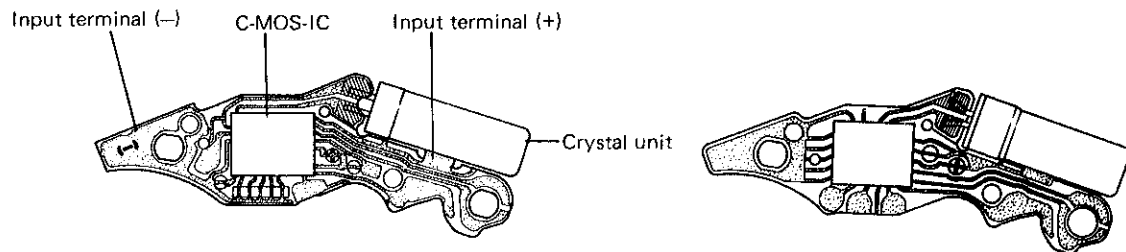
Cal. 5P39A

Type	Center wheel and pinion	Fourth wheel and pinion	Hour wheel	Main plate (Center part)
a	 221 671	 241 677	 271 671	
b	 221 672	 241 678	 271 676	

- The explanation here is only for the particular points of Cal. 5P30A, 5P31A, 5P32A, and 5P39A.
- For the repairing, checking and measuring procedures, refer to the "TECHNICAL GUIDE, GENERAL INSTRUCTION".

I. STRUCTURE OF THE CIRCUIT BLOCK

There are two types of circuit block, and they can be used interchangeably.

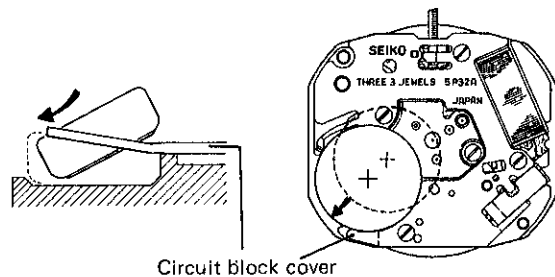


II. REMARKS ON REASSEMBLING

⑪ Battery

• Installing

Install the battery from the direction of the train wheel bridge.



III. VALUE CHECKING

- Coil block resistance
 $2.7K\Omega \sim 3.2K\Omega$
- Current consumption
For the whole of the movement : less than $0.9\mu A$
For the circuit block alone : less than $0.4\mu A$

PARTS LIST FOR CAL. 5L10A

May, 1987

Characteristics

Casing diameter: \varnothing 23.3 x 21.0 x 19.0mm

Maximum height: 2.1mm

Jewels: 3j

Train wheel setting

Remarks

Winding stem: *351670

The type of winding stem is determined based on the design of case. Check the case No. and refer to SEIKO Quartz Casing Parts Catalogue to choose a corresponding winding stem.

N/*	Part No.	Part Name
	125671	Train wheel bridge
	221674	Center wheel & pinion
	231670	Third wheel & pinion
	241679	Fourth wheel & pinion
	261670	Minute wheel
	271673	Hour wheel
	281670	Setting wheel
	282671	Clutch wheel
*	351670	Winding stem
	383670	Setting lever
	384670	Yoke
	391670	Train wheel setting lever
	491589	Dial washer
	604671	Setting wheel plate complete
	701670	Fifth wheel & pinion
	4001521	Circuit block
	4002522	Coil block

N/*	Part No.	Part Name
	4146531	Step rotor
	4216522	Insulator for battery connection
	4239521	Rotor stator
	4270521	Battery connection (-)
N	4457528	Circuit block cover
	011325	U. hole jewel for fourth wheel
	011547	L. hole jewel for step rotor
	011568	U. hole jewel for step rotor
	022247	Train wheel bridge screw
	022247	Circuit block cover screw
	SEIKO SR920SW	Battery
	MAXELL SR920SW	
	EVEREARY 371	
	SONY SR920SW	
	MATSUSHITA SR920SW	
	100673	Main plate (Plastic)

'N'mark: New part

* mark: Please see remarks